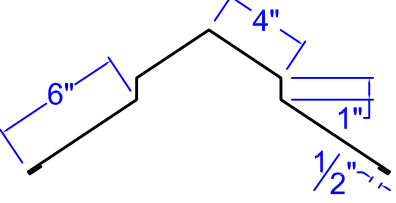
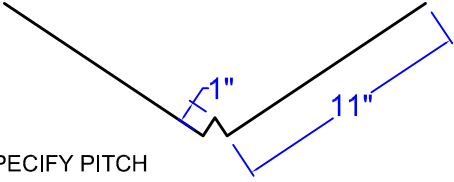
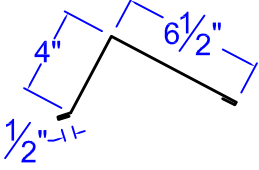
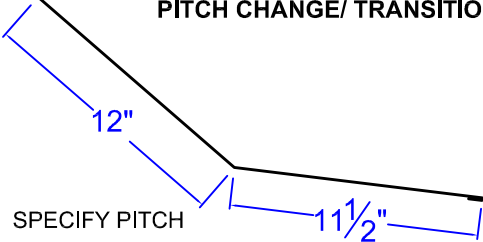
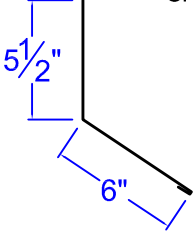
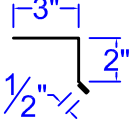
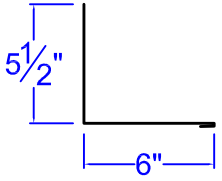
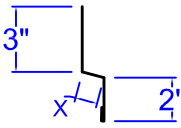
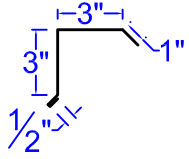
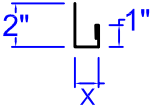
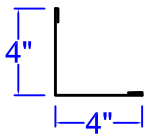
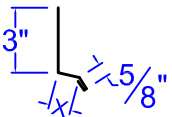
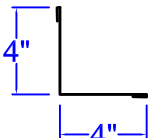


RECLA METALS STANDARD FLASHING

ALL FLASHING IS MADE IN 10' SECTIONS. ALL FLASHING MATERIAL IS 24G, 22G
FLASHING IS AVAILABLE BY REQUEST. THERE MUST BE A MINIMUM ORDER OF \$100
FOR FLASHING OR A \$20 SETUP FEE WILL APPLY

	 <p>RIDGE CAP SPECIFY PITCH</p>	<p>W VALLEY</p>  <p>SPECIFY PITCH</p>
	 <p>SHED CAP SPECIFY PITCH</p>	<p>PITCH CHANGE/ TRANSITION</p>  <p>SPECIFY PITCH</p>
	<p>SPECIFY PITCH</p>  <p>ENDWALL</p>	<p>DRIP EDGE</p>  <p>SPECIFY PITCH</p>
	 <p>SIDEWALL</p>	<p>Z FLASHING</p>  <p>X= DEPTH OF CORRUGATION</p>
	 <p>RAKE & GABLE</p>	<p>J CHANNEL</p>  <p>X= DEPTH OF CORRUGATION</p>
	 <p>OUTSIDE CORNER</p>	<p>DRIP CAP</p>  <p>X= DEPTH OF CORRUGATION</p>
	 <p>INSIDE CORNER</p>	